



LIFE FLOOR LOOKBOOK

VOLUME 10

We believe all aquatic spaces should be safe and beautiful.









TABLE OF CONTENTS

01

OUR TILES

03

Inclusive Design

05

Immersive Theming

07

Certified for Aquatics

09

Surfacing as a Play Feature

11

Made in the USA

13

FEATURED PROJECTS

15

Camp Margaritaville

19

Studio City Water Park

23

Sammy Haggard Park

27

Heritage Springs Park

31

Emmanuel College

35

INNOVATIVE DESIGN

37

Colors

39

Textures

41

Shapes

43

Inlays

45

Murals

49

Logos and Branding

51

Custom Design

53

Specialty Items

55

Finishing Details

57

PROJECT PLANNING

59

Design Process + Budgeting

61

Project Timeline + Installation

63


Samples + Contact Us





BOUNDLESS PLAY

Guests play differently on Life Floor as they excitedly cartwheel, roll, jump, run, and crawl through aquatic spray features. With slip-resistance and cushioning, our signature safety surfacing transforms facilities worldwide with bold designs that enhance play, inspire imagination, and enable fun for all ages and abilities.



A vibrant water play area with colorful structures and water spraying. The scene is set outdoors with a clear blue sky and lush green trees in the background. In the foreground, a large, curved, light blue structure is spraying water upwards. To the right, a green structure with orange buckets is also spraying water. The ground is covered in a blue and white checkered pattern. In the background, a swimming pool with a metal railing is visible, and a yellow umbrella is partially seen on the left. The overall atmosphere is bright and playful.

INCLUSIVE DESIGN FOR ALL AGES AND ABILITIES

Run, roll, crawl, jump, cartwheel, and relax. Play possibilities are endless for all ages and abilities on Life Floor.


We love seeing people play fearlessly and boundlessly. There isn't one type of play just as there isn't one type of person, and we celebrate what makes each person as unique as our cushioned, slip-resistant surfaces that invite all types of aquatic fun!

More comfortable surfaces accommodate risky, imaginative, accessible, and multi-generational play types.

Accessible design benefits everyone.








IMMERSIVE THEMING

Aquatic facilities are known for featuring bright, colorful, and themed design elements like water slides, play structures, and spray features. The flooring should be no different!

With unlimited design possibilities, Life Floor continues theming across the surfaces of water parks, splash pads, and pool decks worldwide. Together with the other aquatic elements, these show-stopping immersive spaces maximize fun for guests of all ages. Reimagine play with Life Floor's vibrant and engaging designs.



CERTIFIED FOR AQUATICS

Increasing safety at aquatic facilities has always been at the forefront of our mission. We're proud to say that our tiles are third-party tested and verified to the following international standards.

NSF/ANSI/CAN 50 establishes minimum safety criteria for surfacing splash pads. Life Floor is the first product to meet this standard. Our tiles have exceeded all requirements for improved safety with demonstrated slip-resistance and impact cushioning. They have also shown aquatic durability after passing tests for UV and chemical resistance, impermeability, and cleanability.

IMO Certification is a fire safety rating for flooring which means it's approved for use in both indoor and outdoor applications on cruise ships. This certification is important for identifying which products can be used onboard. IMO Certification has contributed to Life Floor's installation on aquatic amenities for more than 40 in-service cruise ship vessels.

Life Floor is certified for Slip-Resistance in accordance with DIN EN 13451-1 through Technischer Überwachungsverein (TÜV). The association is an independent company that tests, inspects, and certifies products and systems to prevent damages. Highly recognized worldwide as a trademark of trust and quality, a TÜV certification ensures a product complies with the requirements of national, regional, or international regulations.





Certified to
NSF/ANSI/CAN 50





A child in a pink and blue swimsuit stands on a surfboard-shaped splash pad in a water play area. The splash pad is surrounded by blue water and has several water jets spraying upwards. In the background, there are other water features, including a large pink starfish and a purple whale. The child is looking towards the water jets.

SURFACING AS A PLAY FEATURE

Flooring options provide an opportunity to increase play value with theming and activities designed into the surface. While these options are limitless, some customer favorites stand out across our installations.

Hopping activities, treasure hunts, and pathways lead guests around splash pads. Flooring games like hopscotch, “the floor is lava,” and checkers all increase play potential while immersive theming and life-sized objects like surfboards and whales inspire young imaginations.

PROUDLY MADE IN THE USA

Our manufacturing team is focused on design and quality while ensuring that Life Floor projects are produced on time to meet installation schedules. Not far from our Minneapolis office, our local factory enables our team to constantly innovate, pushing the limits of product performance and creative possibilities. By manufacturing in America, we're able to reduce our carbon footprint, provide quality assurance, and quickly service our customers nationwide.

Our products are proudly manufactured in South Dakota, USA.



3' 0" NO DIVING



An aerial view of a water park. In the foreground, there is a colorful playground with green and yellow equipment, including a large wooden barrel with water pouring from it. A child is visible on a blue slide. The ground is covered in green and white geometric patterns. In the background, a large blue pool with a yellow and white checkered pattern is visible, along with palm trees and other park structures.

FEATURED PROJECTS

Life Floor has transformed over 2,500 facilities worldwide.

Every project presents an opportunity to improve safety, increase play value, and enhance facility aesthetics. The examples on the following pages give a glimpse into just some of the benefits and design possibilities our surfacing provides everywhere it's installed.



Facility: Camp Margaritaville
Location: Breaux Bridge, LA, USA
Install Date: April 2023
Designer: Life Floor Studio
Area: 5,027 sq ft (467 sq m)
Texture: Ripple 2.0
Thickness: 3/8"

BEACH-INSPIRED PLAY


This zero-depth entry showcases how a simple triangle gradient can inspire imagination and enhance theming. Gradual changes in color signal the increase in water depth, creating awareness for inclusive play. Through our Daldorado partnership, integrated linear drains provide greater safety with an elegant and continuous design.



CAMP MARGARITAVILLE









STUDIO CITY WATER PARK



ICONIC DESTINATION

Studio City Water Park is the largest aquatic attraction in Macau featuring collaborations with WhiteWater, WTI, and Zaha Hadid Architects. A space travel theme is featured throughout with curving custom cut Life Floor tiles.

Facility: Studio City Water Park
Location: Cotai, Macau, China
Install Date: September 2022
Designers: WhiteWater and WTI
Area: 5,479 sq ft (509 sq m)
Texture: Ripple 2.0
Thickness: 3/8"







Facility: Sammy Haggard Park
Location: Danielsville, GA, USA
Install Date: March 2023
Designer: Life Floor Studio
Area: 2,055 sq ft (191 sq m)
Texture: Ripple 2.0
Thickness: 3/8"

2022 GRANT WINNER

Madison County, Georgia celebrates their new Life Floor surface after winning our third annual Make a Splash! Grant Contest. Vibrant, blue-toned Life Floor provides a cooler, safer play surface in the hot southern climate. Sea creature Inlays accent the splash pad for added play value and theming.



SAMMY HAGGARD PARK









HERITAGE SPRINGS PARK



VIBRANT COMMUNITY AMENITY

This splash pad is located in the heart of the Dallas-Fort Worth metroplex. With swirls of blue safety surfacing, it provides a beautiful space for families to enjoy nature outside of the busy city.

Facility: Heritage Springs Park
Location: Flower Mound, TX, USA
Install Date: March 2021
Designer: Life Floor Studio
Area: 2,388 sq ft (222 sq m)
Texture: Ripple 2.0
Thickness: 3/8"





ALL CHILDREN
must be supervised
NO Running
NO Climbing on Boulders



Facility: Emmanuel College
Location: Gold Coast, QLD, Australia
Install Date: April 2022
Designer: Life Floor Studio
Area: 3,229 sq ft (300 sq m)
Texture: Ripple 2.0
Thickness: 3/8"


STANDING OUT FROM THE COMPETITION

Before installing Life Floor, concrete decks and artificial turf surfaces became increasingly difficult to maintain. Emmanuel College chose Life Floor for its cushioning, slip-resistance, and easy maintenance. A design with bold geometric bands enhances this athletic facility's aesthetic.



EMMANUEL COLLEGE







INNOVATIVE DESIGN POSSIBILITIES

Along with unparalleled safety, Life Floor offers every customer the opportunity to create beautifully designed aquatic spaces. Creative possibilities are endless with a wide range of tile choices, options for customization, and a dedicated Studio ready to visualize new projects. Whether revitalizing existing projects or starting from the ground up, we design our tiles to delight guests around the world.










Our palette of colors features gradients and a range of both bright and subdued tones to accommodate the unique design needs of each aquatic facility.

The Life Floor Studio encourages customers to select three or more tile colors for every application. Surfaces that feature this variety are visually more interesting and operationally easier to maintain.

For creative inspiration and design tips, visit lifefloor.com/design.



COLORS



RIPPLE



Certified to
NSF/ANSI/CAN 50

TEXTURES



SLATE

Life Floor tiles are available in two textures: Ripple and Slate.

RIPPLE

Ripple is a popular choice because it is our most slip-resistant texture when wet. The grooves of these tiles provide increased traction and a decreased risk of hydroplaning. As a result, Ripple tiles are certified for use in aquatic play areas by the NSF/ANSI/CAN 50 aquatic safety surfacing standard.

SLATE

Slate is designed to resemble the varied texture of stone for projects aiming to achieve more nature-inspired or architectural looks. This texture features MicroTread™ on the surface as a subtle method to enhance slip-resistance.

SQUARES

Our tiles are manufactured as 24” squares which makes this shape the most popular and cost effective. Squares are often arranged in randomized color fields or bold geometric patterns.

RECTANGLES

Rectangles are commonly arranged along a 12”x 24” grid, as modern patterns, or as long planks created by aligning tiles of the same color in a row.

TRIANGLES

Triangles are the most effective choice for creating iconic gradient effects and adding bold accents around facilities.

HEXAGONS

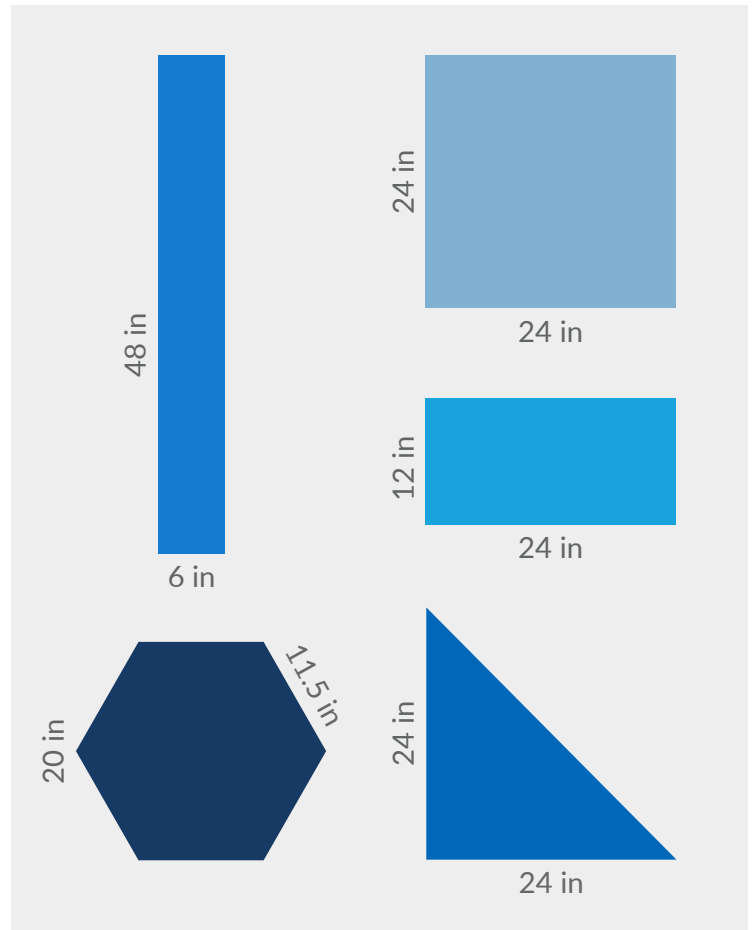

Hexagons add modern design elements and colorful geometric patterning wherever they’re installed.

PLANKS

Our 6” x 48” planks provide theming opportunities with the potential to create “wooden” boardwalks or bold geometric designs.




SHAPES





Oyster



Butterflyfish




Seagull



Dolphin



Coral



Octopus



Swirly Shell



Jellyfish



Clownfish



Stingray



INLAYS




Life Floor Inlays are graphic shapes that fit within our standard square tiles. These features are often requested in designs to add visual interest, enhance theming, and increase play value.

Our Sea Life Inlay set is shown on the left. This grouping of Inlays is perfect for underwater inspired facilities, which makes it a popular choice for aquatic applications.

Inlay options can be themed to any motif. They can also be customized to feature specific branding, imagery, or logos.

With 130 Inlays to choose from across 13 uniquely themed sets, from desert to outer space and tropical to sports, the play possibilities are endless.

To view all available shapes, explore our Inlay Library at lifefloor.com/inlay-library.



INTRODUCING MURALS



REVOLUTIONARY THEMATIC DESIGN

Murals empower brands that dream of creating iconic, highly immersive, themed aquatic environments from the ground up. This innovative flooring tile product tailors custom design with highly intricate details that delight guests of all ages, abilities, and backgrounds. In addition to their limitless design potential, Murals utilize Life Floor's industry-leading proprietary safety surfacing for positive guest experiences.



ICONIC CURATED DESTINATIONS

Murals empower aquatic centers and designers to create highly immersive, themed environments from the ground up. Designs and patterns that were once too complex to install as aquatic safety surfacing are now a reality.

Each Mural tile comes custom cut and pre-assembled as a 24"x24" square, maintaining the integrity of the graphics while streamlining installation.

Surfaces cover between 50-90% of any aquatic facility. Reimagining the floor as a detailed design feature transforms that canvas into an engaging, playful, and imaginative space. Murals can be combined with our normal products on an installation, or the entire project can be comprised of Murals.



MODULAR TILE DESIGN

Like our standard tile products, every color on a Mural is a piece of a different tile. Nothing is ever painted, coated, or applied to create the imagery.

Modular tiles facilitate easy installation, eliminating the need to piece together small custom cut shapes on site. They also streamline replacement, if ever needed. Since every tile comes as a 24" square, maintenance staff won't need to replace tiny custom parts and pieces.

Given the custom nature of each Mural tile, we offer customers an option to purchase attic stock tiles for character replacements or other complex elements in the event that they ever need to be swapped out or replaced.



HAND-CRAFTED QUALITY

All Murals have precision cut pieces that are then assembled and quality checked by human hands. Each tile receives intensive care to ensure exact design replication that meets each customer's unique brand standards.

Once assembled, tiles are shipped to the project site and our expert Certified Installers meticulously install the project according to specification.

The Life Floor Studio looks forward to bringing the most imaginative projects to life with this new product offering. Get in touch to start visualizing the full design potential of your facility.

NEW PRODUCT: MURALS






Embedding logos within Life Floor surfaces has been a popular design preference for facilities looking to reinforce or showcase branding. We use a proprietary precision cutting process that allows for the exact replication of any logo at any scale. Logo parts come factory cut, labeled, and ready to be installed on site for the most accurate brand representation possible.

We offer logo packages that vary in price based on the number and size of logos included in a design. To receive more information on package pricing, contact our team today at lifefloor.com/contact-us.

LOGOS AND BRANDING





CUSTOM DESIGN



Immersive designs and bold flooring graphics make facilities stand out. Our tiles can be custom cut to feature just about anything imaginable including curvy waves, themed elements, imagery, and patterning.

If you have a project in mind, contact us to begin exploring design possibilities with the Life Floor Studio.

ZERO DEPTH ENTRIES

Life Floor is a popular choice at zero depth entries as a way to add slip-resistance and cushioning along sloped areas that often otherwise present slippery conditions. With the added benefit of design, many customers opt to add visual interest, especially when spray features are present in these areas.



LANDING PADS

Life Floor landing pads are designed to meet the safety and quality standards of even the most challenging aquatic conditions. Our 7/8" thick landing pad tiles will never absorb water and will remain slip-resistant even when completely submerged underwater.

These modular 24" x 24" square tiles allow for custom sizing, design, and ease of installation. Using the same commercial grade contact cement as our standard tiles, Life Floor never recommends the use of bolts to adhere our landing pads to the substrate.



SPECIALTY ITEMS

EDGE PADS

Life Floor is designed to protect visitors from the most accident-prone areas in aquatic facilities.

For this reason, many pools that feature activities like lily pad walks choose to wrap our tiles at edge landings. These pads provide traction for more steady footing and cushioning in the event that guests fall.



WRAPS

Our tiles easily wrap around pool coping to provide extra protection or a continuation of pool deck surfacing to the water's edge. For these applications, we typically layer our more pliable 3/16" thickness tiles.




TRANSITION STRIPS

For projects with varying surface height elevations, transition strips create safer progressions. We recommend transition strips at the edges of retrofit applications in order to reduce tripping hazards. Our transition strips are 24" long and 3" wide, can be cut to custom lengths, and are ADA compliant. For new construction, recess the slab 1/4" for our 3/8" thick tiles in order to eliminate the need for transition strips. In cases where this isn't possible, this product is the finishing detail we recommend.



DRAIN COVERS

Through our partnership with Daldorado, customers continue Life Floor surfacing across linear drains with the DalLUX support grate drainage system. For other applications, we create custom drain covers to match up with drains located at slab below our tiles. This results in a finished look that blends in with the rest of our safety surfacing while also providing the draining functionality required.



FINISHING DETAILS

SAFETY MESSAGING

Safety messaging tiles integrate into any installation. They are fully customizable, and can be as simple as “No Running” signs or as complex as branded graphics or slide tower instructions. Like our depth markers, all safety messaging tiles are made of precision cut Life Floor.



DEPTH MARKERS

Depth markers are made with the same high-performing material as the rest of our tiles. Letters, numbers, and graphics are never painted on. Instead, they are cut from Life Floor and inlaid into our tiles, ensuring that messaging will last the full lifetime of our product.







DIVE INTO PROJECT PLANNING

No two facilities or designs are exactly alike, which makes the process of specifying Life Floor unique. Our team works with our customers and partners from design and budgeting through installation and maintenance to ensure that projects run smoothly and our product delivers maximum benefit.


THE DESIGN PROCESS

Some clients and partners decide to conceptualize their surfacing projects in-house while others choose to take advantage of our Studio's complimentary design services.

We work to establish a design direction either based on one of our standard Themes or Patterns or entirely from scratch.

After receiving scaled plans, photos, and general design guidelines, our Studio creates a few initial concepts for review.

Once a final design has been selected and approved, we generate a project proposal for materials and installation.



BUDGETING FOR YOUR PROJECT



Designs and facility requirements vary, so the exact costs of Life Floor materials and installation are specific to each project.

For rough budgetary cost estimates on non-custom projects, we recommend referencing the Life Floor Budgetary Guide, which features pricing for our Themes and Patterns.

For custom projects, reach out to us as soon as possible so we can talk through the surfacing design to streamline the quoting process for the most accurate pricing.

TYPICAL PROJECT TIMELINES

It takes approximately 12 weeks from the start of the design process to the shipment of tiles from our U.S. manufacturing facility.

While times vary by project, the following phases can be referenced for planning estimates:

Design Phase

2 weeks after scaled site plans are received by our Studio

Material + Labor Quote

1-2 weeks following design approval

Manufacturing Production

6-8 weeks following quote approval

Shipping

Varies by destination and method



CERTIFIED INSTALLATION

As part of our promise to deliver a premium product and customer experience, we've built a worldwide network of certified installation partners to serve our customers around the globe.

Our installation partners are trained from site assessment to final installation inspection to provide our customers with accuracy and excellence at every step of the process.

While we have a nationwide network of Certified Installers, Inside Edge Safety Surfaces is our Preferred Installation Partner in North America. To learn more about them, visit safetysurfaces.com.

For projects outside of North America, explore our global network of Certified Installers at lifefloor.com/installation.



SAMPLE OUR SURFACING



If you've never experienced our tiles in person, we recommend ordering a sample to feel the product firsthand.

Having physical swatches of our tile colors on hand is also useful when selecting palettes for projects.

Learn more and explore tile samples at: lifefloor.com/storefront



CONNECT WITH OUR TEAM



If you're looking to learn more or would like to get started on a project, let us know how we can help!

Contact Us:
solutions@lifefloor.com
612.567.2813





Photo Credits: Aquatics International, Baynum Painting, Holden Bigler-Johnson, Carnival Cruise Line, Jennifer Ceci, Escape Visuals, Harbinger Marketing, Ka'ana Wave Co, Kimpton Seafire Resort + Spa, Life Floor Australia + New Zealand, Merlin Entertainment, Polyvalens, Garrett Reid, Gwen Ruehle, Ben Souza, Briana Valente, VPC Fiberglass + Interactive Play, Wet'n'Wild Gold Coast, WhiteWater

LIFE  [®]
FLOOR
lifefloor.com

Corporate Headquarters
2010 E Hennepin Ave, Bldg 8, Ste 206
Minneapolis, MN 55413

612.567.2813 | solutions@lifefloor.com

Life Floor is a registered trademark of MNY Group, LLC.
©2023 MNY Group, LLC. All rights reserved.



Certified to
NSF/ANSI/CAN 50

